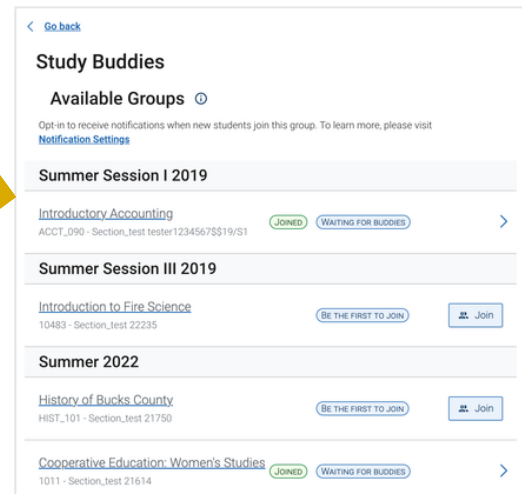
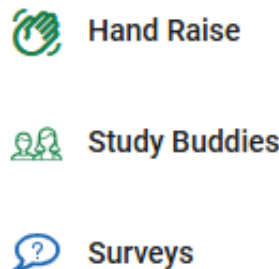
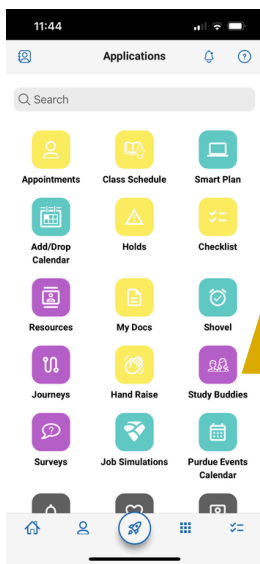


# Find **Study Buddies** in BoilerConnect

## CONNECT WITH OTHER STUDENTS IN YOUR CLASS!



- Open BoilerConnect Student on your app or desktop
  - **App:** All Apps > Study Buddies
  - **Desktop:** Click **Study Buddies** on the left-hand sidebar
- Your currently enrolled course sections will appear



## HOW DO I JOIN A STUDY GROUP?



- For each section, click the blue **Join** button
- In order to join a group, you will be sharing your email address with other students in the class
- When others have joined, you can email other students in the class
- Send the email and start studying together!

## WHY SHOULD I USE STUDY BUDDIES?



- Easy and quick way to get connected to classmates
- Learning in a group can be better for discussion, memory, and studying in general